



200

The new 200-franc note



Les billets de banque
sont protégés
par le droit pénal.

Le banconote sono
protette dal diritto
penale.

New banknotes for Switzerland

The new 200-franc note has arrived. It is the fourth of six denominations in the new banknote series to be released. The two remaining denominations will be issued in 2019.

The new notes ensure that the high security standards of Switzerland's banknotes are maintained and that the public is protected against counterfeits. The ninth series is both more modern and more secure than the previous generation.

This brochure introduces you to the look and feel of the new 200-franc note, showing you how it is designed and explaining its easily verifiable security features.

Each note in the new series depicts a typically Swiss characteristic, which is then illustrated graphically using a range of elements. After all, the inspiration behind the new banknote series is

'The many facets of Switzerland'



The new banknote series explores ...

Discover the new banknotes and explore some of our country's many facets: organisational talent, creativity, wealth of experiences, humanitarian tradition, scientific expertise and communicative flair.

These six sides are exemplified in an array of design elements. The hand is a recurring image that is used in various forms throughout the series, illustrating the theme of each note.



... six sides of Switzerland

In the course of the series the globe rotates the full 360° ...

... and Switzerland turns with it

The shimmering globe is another core element that appears on all banknotes of the series and reflects how Switzerland sees itself as part of an interconnected world. In the sequence of notes from 1000 francs to 10 francs, the earth rotates once on its axis and passes through one full day.



1000-franc note

200-franc note

100-franc note

50-franc note


20-franc note

10-franc note



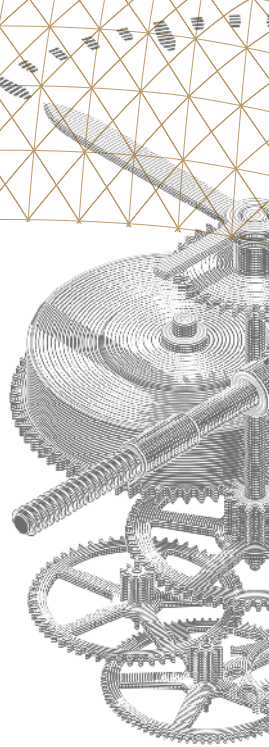

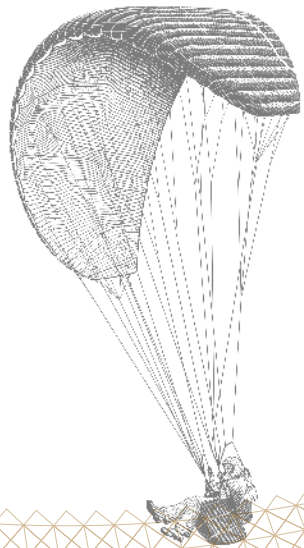
The many facets of Switzerland

Each note depicts a particular side of Switzerland. Together, the six notes reflect the diversity of our country, which is known for its organisational prowess, for its vibrant cultural scene, for the wealth of experiences it offers, as well as for its humanitarian tradition and its track record as a research hub and place of dialogue.



The new notes in detail

Intricate illustrations capture the relevant Swiss characteristic on each banknote. The depiction of a particle collision, for instance, symbolises the country's scientific expertise, while the paraglider evokes the experience of flight.



The new banknote series at a glance

Each banknote depicts a typically Swiss characteristic, which is then illustrated graphically using a key motif – time, light, wind, water, matter, language. Each characteristic is communicated via an action, a Swiss location and various graphic elements.



10-franc note

TIME

Organisational talent



20-franc note

LIGHT



Creativity



50-franc note

WIND

Wealth of experiences



100-franc note

WATER


Humanitarian tradition



200-franc note

MATTER


Scientific expertise




1000-franc note

LANGUAGE

Communicative flair





Theme of the 200-franc note

The 200-franc note shows Switzerland as a research hub – as expressed by matter, the note's key motif.

On the front of the note is a depiction of the Big Bang, together with the main known elementary particles according to the Standard Model of particle physics. The fingers of the hand describe three axis coordinates, representing the spatial dimensions in which matter expands.



Over the globe, the earth's land masses during the late Cretaceous period are shown.

The security strip features an abstract map of the geological ages of Switzerland and its neighbouring countries, as well as a timeline showing some of the stages in the formation of the universe.

The depiction of a particle detector and a particle collision on the back of the note symbolises the country's scientific research activities.

There are many other design elements on the note, all of which illustrate its theme of scientific expertise and its key motif, matter.

Discover the note for yourself.



Check if your note is genuine

The new banknotes meet Switzerland's traditionally high security standards for its currency. They have numerous security features – some new, some tried and tested.

All six denominations have the same security features. Using a range of technologies, they are incorporated into both the front and the back of the note's innovative, three-layer substrate (Durasafe®).

The new series offers a unique combination of complex security features and sophisticated design, making it difficult to counterfeit.

- | | | | | | |
|---|---------------------|----|--|----|----------------------|
| 1 | Globe test | 6 | Microperf® | 11 | Serial number |
| 2 | Security strip test | 7 | Tactile elements for the visually impaired | 12 | Microtext |
| 3 | Cross test | 8 | Watermark | 13 | Ultraviolet globe |
| 4 | Triangle test | 9 | Tilt effect | 14 | Ultraviolet fibres* |
| 5 | Hand test | 10 | See-through register | 15 | Infrared properties* |

* Not shown (see descriptions overleaf)



Back



1 GLOBE TEST

On the front of the note, in the centre, is a depiction of a shimmering globe.

- Tilt the note from left to right: a green arc moves across the globe.
- Hold the note in front of you and tilt it backwards: the colour of the globe changes.



2 SECURITY STRIP TEST

On the front of the note, in the bottom half, is a security strip.

- Tilt the note from left to right: red and green numbers appear on four lines. On tilting, the numbers on these lines move in opposite directions.



- Hold the note in front of you: in silver, you will see a map of Switzerland, an abstract map of the geological ages, a timeline showing some of the stages in the formation of the universe, and the number 200.



- Slowly tilt the note backwards: the outline of Switzerland and the abstract map of the geological ages appear in rainbow colours. In addition to this, little shining Swiss crosses are visible inside the number 200.

You can easily check if your note is genuine using these five security features.



3 CROSS TEST

On the front of the note, top left, is a transparent Swiss cross (position A).

- Hold the Swiss cross up to the light: it will turn into the Swiss flag.



4 TRIANGLE TEST

On the back of the note, below the number 200, is a triangle containing a glittering security thread.

- Hold the note up to the light: the security thread appears as a continuous line. The Swiss flag and the number 200 also appear at regular intervals along the thread.



5 HAND TEST

- Run your fingers over the hand, the number 200 or the bank's name: you will be able to feel the raised print.
- Rub any of these three elements onto a piece of light-coloured paper: they will leave behind traces of colour.


The notes have a number of other features to ensure their security and authenticity.



6 MICROPERF®

On the front of the note (position D) is a perforated Swiss cross.

- Hold the note up to the light: the finely perforated Swiss cross appears especially clearly. The cross is made up of a grid of equidistant holes.



7 TACTILE ELEMENTS FOR THE VISUALLY IMPAIRED

On the front of the note, along the long edges, are blocks of short, raised lines. The number of blocks varies for each denomination. The 200-franc note has five blocks on each side.

- Run your fingers along the edges of the note: the tactile lines can be clearly felt.



8 WATERMARK

Two watermarks – the Swiss flag and the globe – are incorporated into the note (position E).


- Hold the note up to the light: on the left, you can see the outline of the Swiss flag and, on the right, the globe.



9 TILT EFFECT

On the front of the note (position C), the Swiss cross is printed in such a way that it can only be seen from a particular angle.

- Hold the note in front of you and tilt it backwards: the Swiss cross stands out from the background.



10 SEE-THROUGH REGISTER

On both sides of the note, an incomplete Swiss cross is printed in the lower section.

- Hold the note up to the light: a complete Swiss cross appears in outline.



11 SERIAL NUMBER

An identical number, consisting of one letter and nine numbers, is printed on the back of the note in two places.

- Examine the back of the note: you will see that the serial number is printed in two places in different fonts.



12 MICROTEXT

On the front of the note (position B), inside the Swiss flag, you will find a piece of text written in the four national languages.

- Examine the Swiss flag with a magnifying glass: you can make out the text in microlettering. Some of the text is in dark letters on a light background and some in light-coloured letters on a dark background.



13 ULTRAVIOLET GLOBE

On the front of the note, top right, is a globe which only becomes visible under ultraviolet light.


- Examine the note under ultraviolet light: the globe will show up brightly, while the background remains dull in contrast.



14 ULTRAVIOLET FIBRES

The paper on both sides of the note contains flecks which only become visible under ultraviolet light.

- Examine the note under ultraviolet light: all over the note you will see flecks light up in different colours.



15 INFRARED PROPERTIES

Both sides of the note have infrared properties.

- Examine the note with an infrared camera: the appearance changes, with certain elements turning monochrome and others disappearing altogether.





✚ A Swiss National Bank guide
© Swiss National Bank 2018
Find out more at www.snb.ch/200

